

# Ticketing information

Ticket type	Where to buy tickets			
	Selected go card agents and on the Translink website	Translink bus operators <sup>^</sup>	Queensland Rail selected stations	Translink fare machines
<b>Translink go card</b> A smart card that stores value for travel on Translink services.	✓	*	✓	~
<b>Translink single #</b> One-way ticket to reach your destination (not return). Final transfers must be made within two hours of ticket issue.		✓	✓	✓

Proof of concession entitlement must be presented upon request or full fare will be charged. Please visit [translink.com.au](https://translink.com.au) for more information including where to buy a go card, or call Translink on 13 12 30.

\* – Top up an existing go card only. <sup>^</sup> – Excludes Brisbane City Council buses.

~ – Top up an existing go card at all fare machines with adult go cards also available for purchase from selected fare machines at busway stations and bus interchanges.

# – Further conditions apply for single tickets. Passengers travelling through 4 zones or more will have their final transfer time extended a further 90 minutes in addition to the two hours.

# Timetable information

## How to read this timetable

1. Use the route map to find the two timing points your stop is located between.
2. Find these points on the timetable. Your bus is scheduled to arrive between the times shown for these points. For example, if your bus stop is between timing points **A** and **B** on the map, then the bus is scheduled to arrive between the times listed for **A** and **B**.

Please note the times shown are approximate. We advise customers to be at their bus stop at least five minutes before the scheduled departure time.

## Travel tips

1. Pre-plan your trip at **MyTranslink** app, [translink.com.au](https://translink.com.au) or call **13 12 30**.
2. Top up your go card or have the correct fare ready before boarding. If you have a concession card, have it ready to show the driver.
3. Read the number on the approaching bus to check if it is the one you want.
4. Raise your hand so the driver knows to stop.
5. On the bus find your seat quickly. If you need to stand, hold onto a handle.
6. Ring the bell to let the driver know to stop at the next stop for you to get off. Stay seated until the bus stops and touch off with your go card as you get off.
7. Wait for the bus to move away and check the road is clear before crossing the road.

Your **Gold Coast Region** bus operator



 **705**

## 705 Broadbeach to Sea World/ Main Beach

Effective from **19 June 2023**

## Route description

**705** Broadbeach to Sea World/ Main Beach servicing Broadbeach South station, Pacific Fair, Surfers Paradise and Sea World/Main Beach. Operates 7 days.

### TLSSBLTT003

Due to unforeseen circumstances, details on this timetable may change.



Download the MyTranslink app for the most relevant bus, train, ferry and tram information in the palm of your hand.



© The State of Queensland (Department of Transport and Main Roads) 2023  
Printed 2023

## Track your bus in real-time with our MyTranslink app.




Also available for train, ferry and tram.




# Broadbeach to Sea World/Main Beach

Broadbeach South station, Pacific Fair, Surfers Paradise and Sea World/Main Beach


## Monday to Friday

map ref	Route number	705	705	705	705	705	705	705	705	705	705	705	705	705	705	705	705	705	705		
		am	am	am	am	am	am	am	am	am	am	am	am	am	am	am	am	am	am		
A	Broadbeach South station, stop C 	5.40	6.10	6.25	6.40	6.55	7.10	7.25	7.40	7.55	8.10	8.25	8.40	8.55	9.10	9.25	9.40	9.55	10.10	10.25	10.40
B	Pacific Fair, stop C	5.43	6.13	6.28	6.43	6.58	7.14	7.29	7.44	7.59	8.14	8.29	8.44	8.59	9.14	9.29	9.44	9.59	10.14	10.29	10.44
C	Broadbeach Mall - Surf Pde	5.49	6.19	6.34	6.49	7.04	7.20	7.35	7.50	8.05	8.20	8.35	8.50	9.06	9.21	9.36	9.51	10.06	10.21	10.36	10.51
D	Old Burleigh Rd near Fern St	5.54	6.26	6.41	6.56	7.11	7.27	7.42	7.57	8.12	8.27	8.42	8.57	9.13	9.28	9.43	9.58	10.13	10.28	10.43	10.58
E	Surfers Paradise, Appel Park	6.01	6.34	6.49	7.04	7.19	7.35	7.50	8.05	8.20	8.35	8.50	9.05	9.21	9.36	9.51	10.06	10.21	10.36	10.51	11.06
F	Main Beach Tourist Park	6.07	6.40	6.55	7.10	7.25	7.42	7.57	8.12	8.27	8.42	8.57	9.13	9.28	9.45	10.00	10.15	10.28	10.43	10.58	11.13
G	Sea World	6.11	6.44	6.59	7.14	7.29	7.46	8.01	8.16	8.31	8.46	9.01	9.17	9.32	9.49	10.04	10.19	10.32	10.47	11.02	11.17


## Monday to Friday (cont...)

map ref	Route number	705	705	705	705	705	705	705	705	705	705	705	705	705	705	705	705	705	705	705	
		am	am	am	am	pm	pm	pm	pm	pm	pm	pm	pm	pm	pm	pm	pm	pm	pm	pm	
A	Broadbeach South station, stop C 	10.55	11.10	11.25	11.40	11.55	12.10	12.25	12.40	12.55	1.10	1.25	1.40	1.55	2.10	2.25	2.40	2.55	3.10	3.25	3.40
B	Pacific Fair, stop C	10.59	11.14	11.29	11.44	11.59	12.14	12.29	12.44	12.59	1.14	1.29	1.44	1.59	2.14	2.29	2.44	2.59	3.14	3.29	3.44
C	Broadbeach Mall - Surf Pde	11.06	11.21	11.36	11.51	12.06	12.21	12.36	12.51	1.06	1.21	1.36	1.51	2.06	2.21	2.36	2.51	3.06	3.21	3.36	3.51
D	Old Burleigh Rd near Fern St	11.13	11.28	11.43	11.58	12.13	12.28	12.43	12.58	1.13	1.28	1.43	1.58	2.13	2.28	2.43	2.58	3.13	3.28	3.43	3.58
E	Surfers Paradise, Appel Park	11.21	11.36	11.51	12.06	12.21	12.36	12.51	1.06	1.21	1.36	1.51	2.06	2.21	2.36	2.51	3.06	3.21	3.36	3.51	4.06
F	Main Beach Tourist Park	11.28	11.43	11.58	12.13	12.28	12.43	12.58	1.13	1.28	1.43	1.58	2.13	2.28	2.43	2.58	3.13	3.28	3.43	3.58	4.13
G	Sea World	11.32	11.47	12.02	12.17	12.32	12.47	1.02	1.17	1.32	1.47	2.02	2.17	2.32	2.47	3.02	3.17	3.32	3.47	4.02	4.17

## Monday to Friday (cont...)

map ref	Route number	705	705	705	705	705	705	705	705	705	705	705	705	705	705	705	705	705	705	705	
		pm	pm	pm	pm	pm	pm	pm	pm	pm	pm	pm	pm	pm	pm	pm	pm	pm	pm	pm	
A	Broadbeach South station, stop C 	3.55	4.10	4.25	4.40	4.55	5.10	5.25	5.40	5.55	6.10	6.25	6.40	6.55	7.10	7.25	7.40	7.55	8.10	8.25	8.40
B	Pacific Fair, stop C	3.59	4.14	4.29	4.44	4.59	5.14	5.29	5.44	5.59	6.13	6.28	6.43	6.58	7.13	7.28	7.43	7.58	8.13	8.28	8.43
C	Broadbeach Mall - Surf Pde	4.06	4.21	4.36	4.51	5.06	5.21	5.36	5.51	6.06	6.21	6.35	6.50	7.05	7.20	7.35	7.50	8.05	8.20	8.35	8.50
D	Old Burleigh Rd near Fern St	4.13	4.28	4.43	4.58	5.13	5.28	5.43	5.57	6.12	6.27	6.41	6.56	7.11	7.26	7.41	7.56	8.11	8.26	8.41	8.56
E	Surfers Paradise, Appel Park	4.21	4.36	4.51	5.06	5.21	5.36	5.51	6.05	6.20	6.35	6.49	7.04	7.19	7.34	7.49	8.04	8.19	8.34	8.49	9.04
F	Main Beach Tourist Park	4.28	4.43	4.58	5.13	5.28	5.43	5.58	6.11	6.26	6.41	6.55	7.10	7.25	7.40	7.55	8.10	8.25	8.40	8.55	9.10
G	Sea World	4.32	4.47	5.02	5.17	5.32	5.47	6.02	6.15	6.30	6.45	6.59	7.14	7.29	7.44	7.59	8.14	8.29	8.44	8.59	9.14

## Monday to Friday (cont...)

map ref	Route number	705	705	705	705	705	705	
		pm	pm	pm	pm	pm	pm	
A	Broadbeach South station, stop C 	8.55	9.10	9.25	9.40	9.55	10.10	10.25
B	Pacific Fair, stop C	8.58	9.13	9.28	9.43	9.58	10.13	10.28
C	Broadbeach Mall - Surf Pde	9.04	9.19	9.34	9.49	10.04	10.19	10.34
D	Old Burleigh Rd near Fern St	9.10	9.25	9.40	9.55	10.10	10.25	10.40
E	Surfers Paradise, Appel Park	9.17	9.32	9.47	10.02	10.17	10.32	10.47
F	Main Beach Tourist Park	9.23	9.38	9.53	10.08	10.23	10.38	10.53
G	Sea World	9.27	9.42	9.57	10.12	10.27	10.42	10.57



### tram connections


Transfer to or from G:link line at Broadbeach South station.

For real-time connecting tram services, please download the MyTranslink app, visit [translink.com.au](http://translink.com.au) or call 13 12 30.


# Broadbeach to Sea World/Main Beach

Broadbeach South station, Pacific Fair, Surfers Paradise and Sea World/Main Beach


## Saturday, Sunday & public holidays\*

map ref	Route number	705	705	705	705	705	705	705	705	705	705	705	705	705	705	705	705	705	705	705	
		am	am	am	am	am	am	am	am	am	am	am	am	am	am	am	am	am	am	am	am
A	Broadbeach South station, stop C 	5.40	6.10	6.25	6.40	6.55	7.10	7.25	7.40	7.55	8.10	8.25	8.40	8.55	9.10	9.25	9.40	9.55	10.10	10.25	10.40
B	Pacific Fair, stop C	5.43	6.13	6.28	6.43	6.58	7.14	7.29	7.44	7.59	8.14	8.29	8.44	8.59	9.14	9.29	9.44	9.59	10.14	10.29	10.44
C	Broadbeach Mall - Surf Pde	5.49	6.19	6.34	6.49	7.04	7.20	7.35	7.50	8.05	8.20	8.35	8.50	9.06	9.21	9.36	9.51	10.06	10.21	10.36	10.51
D	Old Burleigh Rd near Fern St	5.54	6.26	6.41	6.56	7.11	7.27	7.42	7.57	8.12	8.27	8.42	8.57	9.13	9.28	9.43	9.58	10.13	10.28	10.43	10.58
E	Surfers Paradise, Appel Park	6.01	6.34	6.49	7.04	7.19	7.35	7.50	8.05	8.20	8.35	8.50	9.05	9.21	9.36	9.51	10.06	10.21	10.36	10.51	11.06
F	Main Beach Tourist Park	6.07	6.40	6.55	7.10	7.25	7.42	7.57	8.12	8.27	8.42	8.57	9.12	9.30	9.45	10.00	10.15	10.29	10.44	10.58	11.13
G	Sea World	6.11	6.44	6.59	7.14	7.29	7.46	8.01	8.16	8.31	8.46	9.01	9.16	9.34	9.49	10.04	10.19	10.33	10.48	11.02	11.17


## Saturday, Sunday & public holidays\* (cont...)

map ref	Route number	705	705	705	705	705	705	705	705	705	705	705	705	705	705	705	705	705	705	705	705
		am	am	am	am	am	pm	pm	pm	pm	pm	pm	pm	pm	pm	pm	pm	pm	pm	pm	pm
A	Broadbeach South station, stop C 	10.55	11.10	11.25	11.40	11.55	12.10	12.25	12.40	12.55	1.10	1.25	1.40	1.55	2.10	2.25	2.40	2.55	3.10	3.25	3.40
B	Pacific Fair, stop C	10.59	11.14	11.29	11.44	11.59	12.14	12.29	12.44	12.59	1.14	1.29	1.44	1.59	2.14	2.29	2.44	2.59	3.14	3.29	3.44
C	Broadbeach Mall - Surf Pde	11.06	11.21	11.36	11.51	12.06	12.21	12.36	12.51	1.06	1.21	1.36	1.51	2.06	2.21	2.36	2.51	3.06	3.21	3.36	3.51
D	Old Burleigh Rd near Fern St	11.13	11.28	11.43	11.58	12.13	12.28	12.43	12.58	1.13	1.28	1.43	1.58	2.13	2.28	2.43	2.58	3.13	3.28	3.43	3.58
E	Surfers Paradise, Appel Park	11.21	11.36	11.51	12.06	12.21	12.36	12.51	1.06	1.21	1.36	1.51	2.06	2.21	2.36	2.51	3.06	3.21	3.36	3.51	4.06
F	Main Beach Tourist Park	11.28	11.43	11.58	12.13	12.28	12.43	12.58	1.13	1.28	1.43	1.58	2.13	2.28	2.43	2.58	3.13	3.28	3.43	3.58	4.13
G	Sea World	11.32	11.47	12.02	12.17	12.32	12.47	1.02	1.17	1.32	1.47	2.02	2.17	2.32	2.47	3.02	3.17	3.32	3.47	4.02	4.17

## Saturday, Sunday & public holidays\* (cont...)

map ref	Route number	705	705	705	705	705	705	705	705	705	705	705	705	705	705	705	705	705	705	705	705
		pm	pm	pm	pm	pm	pm	pm	pm	pm	pm	pm	pm	pm	pm	pm	pm	pm	pm	pm	pm
A	Broadbeach South station, stop C 	3.55	4.10	4.25	4.40	4.55	5.10	5.25	5.40	5.55	6.10	6.25	6.40	6.55	7.10	7.25	7.40	7.55	8.10	8.25	8.40
B	Pacific Fair, stop C	3.59	4.14	4.29	4.44	4.59	5.14	5.29	5.44	5.59	6.13	6.28	6.43	6.58	7.13	7.28	7.43	7.58	8.13	8.28	8.43
C	Broadbeach Mall - Surf Pde	4.06	4.21	4.36	4.51	5.06	5.21	5.36	5.51	6.06	6.21	6.35	6.50	7.05	7.20	7.35	7.50	8.05	8.20	8.35	8.50
D	Old Burleigh Rd near Fern St	4.13	4.28	4.43	4.58	5.13	5.28	5.43	5.57	6.12	6.27	6.41	6.56	7.11	7.26	7.41	7.56	8.11	8.26	8.41	8.56
E	Surfers Paradise, Appel Park	4.21	4.36	4.51	5.06	5.21	5.36	5.51	6.05	6.20	6.35	6.49	7.04	7.19	7.34	7.49	8.04	8.19	8.34	8.49	9.04
F	Main Beach Tourist Park	4.28	4.43	4.58	5.13	5.28	5.43	5.58	6.11	6.26	6.41	6.55	7.10	7.25	7.40	7.55	8.10	8.25	8.40	8.55	9.10
G	Sea World	4.32	4.47	5.02	5.17	5.32	5.47	6.02	6.15	6.30	6.45	6.59	7.14	7.29	7.44	7.59	8.14	8.29	8.44	8.59	9.14

## Saturday, Sunday & public holidays\* (cont...)

map ref	Route number	705	705	705	705	705	705
		pm	pm	pm	pm	pm	pm
A	Broadbeach South station, stop C 	8.55	9.10	9.25	9.40	9.55	10.10
B	Pacific Fair, stop C	8.58	9.13	9.28	9.43	9.58	10.13
C	Broadbeach Mall - Surf Pde	9.04	9.19	9.34	9.49	10.04	10.19
D	Old Burleigh Rd near Fern St	9.10	9.25	9.40	9.55	10.10	10.25
E	Surfers Paradise, Appel Park	9.17	9.32	9.47	10.02	10.17	10.32
F	Main Beach Tourist Park	9.23	9.38	9.53	10.08	10.23	10.38
G	Sea World	9.27	9.42	9.57	10.12	10.27	10.42

### Explanations

\* Public holidays – generally, a weekend timetable will operate on most gazetted public holidays. Please visit [translink.com.au](http://translink.com.au) or call 13 12 30 for confirmation of public holiday timetables.




### tram connections


Transfer to or from G:link line at Broadbeach South station.

For real-time connecting tram services, please download the MyTranslink app, visit [translink.com.au](http://translink.com.au) or call 13 12 30.


## Monday to Friday

map ref	Route number	705	705	705	705	705	705	705	705	705	705	705	705	705	705	705	705	705	705	705	
		am	am	am	am	am	am	am	am	am	am	am	am	am	am	am	am	am	am	am	am
G	Sea World	4.07	4.37	5.07	5.37	6.07	6.22	6.37	6.52	7.07	7.22	7.37	7.52	8.07	8.22	8.37	8.52	9.07	9.22	9.37	9.52
F	Main Beach Tourist Park	4.09	4.39	5.09	5.39	6.09	6.24	6.39	6.54	7.09	7.24	7.39	7.54	8.09	8.24	8.39	8.54	9.09	9.24	9.40	9.55
E	Surfers Paradise, Beach Road	4.16	4.46	5.16	5.47	6.18	6.33	6.48	7.03	7.18	7.34	7.48	8.04	8.19	8.34	8.49	9.04	9.19	9.34	9.49	10.04
D	Old Burleigh Rd near Fern St	4.19	4.49	5.19	5.50	6.22	6.37	6.52	7.07	7.22	7.38	7.53	8.09	8.24	8.39	8.54	9.09	9.24	9.39	9.54	10.09
C	Broadbeach Mall - Surf Pde	4.23	4.53	5.23	5.54	6.28	6.43	6.58	7.13	7.28	7.44	7.59	8.14	8.30	8.45	9.00	9.15	9.30	9.45	10.00	10.15
B	Pacific Fair, stop B	4.30	5.00	5.30	6.02	6.36	6.51	7.06	7.21	7.36	7.52	8.07	8.22	8.38	8.53	9.09	9.24	9.39	9.54	10.09	10.24
A	Broadbeach South Station 	4.33	5.03	5.33	6.05	6.39	6.54	7.09	7.24	7.39	7.55	8.10	8.25	8.41	8.56	9.12	9.27	9.42	9.57	10.12	10.27


## Monday to Friday (cont...)

map ref	Route number	705	705	705	705	705	705	705	705	705	705	705	705	705	705	705	705	705	705	705	705
		am	am	am	am	am	am	am	pm	pm	pm	pm	pm	pm	pm	pm	pm	pm	pm	pm	pm
G	Sea World	10.07	10.22	10.37	10.52	11.07	11.22	11.37	11.52	12.07	12.22	12.37	12.52	1.07	1.22	1.37	1.52	2.07	2.22	2.37	2.52
F	Main Beach Tourist Park	10.10	10.25	10.40	10.55	11.10	11.25	11.40	11.55	12.10	12.25	12.40	12.55	1.10	1.25	1.40	1.55	2.10	2.25	2.40	2.55
E	Surfers Paradise, Beach Road	10.19	10.34	10.49	11.04	11.19	11.34	11.49	12.04	12.19	12.34	12.49	1.04	1.19	1.34	1.49	2.04	2.19	2.34	2.49	3.04
D	Old Burleigh Rd near Fern St	10.24	10.39	10.54	11.09	11.24	11.39	11.54	12.09	12.24	12.39	12.54	1.09	1.24	1.39	1.54	2.09	2.24	2.39	2.54	3.09
C	Broadbeach Mall - Surf Pde	10.30	10.45	11.00	11.15	11.30	11.45	12.00	12.15	12.30	12.45	1.00	1.15	1.30	1.45	2.00	2.15	2.30	2.45	3.00	3.15
B	Pacific Fair, stop B	10.39	10.54	11.09	11.24	11.39	11.54	12.09	12.24	12.39	12.54	1.09	1.24	1.39	1.54	2.09	2.24	2.39	2.54	3.09	3.24
A	Broadbeach South Station 	10.42	10.57	11.12	11.27	11.42	11.57	12.12	12.27	12.42	12.57	1.12	1.27	1.42	1.57	2.12	2.27	2.42	2.57	3.12	3.27

## Monday to Friday (cont...)

map ref	Route number	705	705	705	705	705	705	705	705	705	705	705	705	705	705	705	705	705	705	705	705
		pm	pm	pm	pm	pm	pm	pm	pm	pm	pm	pm	pm	pm	pm	pm	pm	pm	pm	pm	pm
G	Sea World	3.07	3.22	3.37	3.52	4.07	4.22	4.37	4.52	5.07	5.22	5.37	5.52	6.07	6.22	6.37	6.52	7.07	7.22	7.37	7.52
F	Main Beach Tourist Park	3.10	3.25	3.40	3.55	4.10	4.25	4.40	4.55	5.10	5.25	5.40	5.55	6.10	6.25	6.39	6.54	7.09	7.24	7.40	7.54
E	Surfers Paradise, Beach Road	3.19	3.34	3.49	4.04	4.19	4.34	4.49	5.05	5.20	5.35	5.50	6.05	6.20	6.35	6.49	7.03	7.18	7.33	7.49	8.02
D	Old Burleigh Rd near Fern St	3.24	3.39	3.54	4.09	4.24	4.39	4.54	5.11	5.26	5.41	5.54	6.09	6.24	6.39	6.53	7.07	7.22	7.37	7.53	8.06
C	Broadbeach Mall - Surf Pde	3.30	3.45	4.00	4.15	4.30	4.45	5.00	5.17	5.32	5.47	6.00	6.15	6.30	6.45	7.00	7.12	7.27	7.42	7.58	8.11
B	Pacific Fair, stop B	3.39	3.54	4.09	4.24	4.39	4.54	5.09	5.26	5.41	5.56	6.08	6.23	6.38	6.53	7.08	7.20	7.35	7.50	8.05	8.18
A	Broadbeach South Station 	3.42	3.57	4.12	4.27	4.42	4.57	5.12	5.29	5.44	5.59	6.11	6.26	6.41	6.56	7.11	7.23	7.38	7.53	8.08	8.21

## Monday to Friday (cont...)

map ref	Route number	705	705	705	705	705	705	705	705	705	705	705	705	705	705	705	705	705	705	705	705
		pm	pm	pm	pm	pm	pm	pm	pm	pm	pm	pm	pm	pm	pm	pm	pm	pm	pm	pm	pm
G	Sea World	8.07	8.22	8.37	8.52	9.07	9.22	9.37	9.52	10.07	10.22	10.37	10.52	11.07							
F	Main Beach Tourist Park	8.09	8.24	8.39	8.54	9.09	9.24	9.39	9.54	10.09	10.24	10.39	10.54	11.09							
E	Surfers Paradise, Beach Road	8.17	8.32	8.47	9.02	9.17	9.32	9.47	10.02	10.17	10.32	10.47	11.02	11.17							
D	Old Burleigh Rd near Fern St	8.21	8.36	8.51	9.06	9.21	9.36	9.51	10.05	10.20	10.35	10.50	11.05	11.20							
C	Broadbeach Mall - Surf Pde	8.26	8.41	8.56	9.11	9.26	9.41	9.56	10.10	10.25	10.40	10.55	11.10	11.25							
B	Pacific Fair, stop B	8.33	8.48	9.03	9.18	9.33	9.48	10.03	10.17	10.32	10.47	11.02	11.17	11.32							
A	Broadbeach South Station 	8.36	8.51	9.06	9.21	9.36	9.51	10.06	10.20	10.35	10.50	11.05	11.20	11.35							




### tram connections


Transfer to or from G:link line at Broadbeach South station.

For real-time connecting tram services, please download the MyTranslink app, visit [translink.com.au](http://translink.com.au) or call 13 12 30.


### Saturday, Sunday & public holidays\*

map ref	Route number	705	705	705	705	705	705	705	705	705	705	705	705	705	705	705	705	705	705	705	
		am	am	am	am	am	am	am	am	am	am	am	am	am	am	am	am	am	am	am	am
G	Sea World	4.07	4.37	5.07	5.37	6.07	6.22	6.37	6.52	7.07	7.22	7.37	7.52	8.07	8.22	8.37	8.52	9.07	9.22	9.37	9.52
F	Main Beach Tourist Park	4.09	4.39	5.09	5.39	6.09	6.24	6.39	6.54	7.09	7.24	7.39	7.54	8.09	8.24	8.39	8.54	9.09	9.24	9.40	9.55
E	Surfers Paradise, Beach Road	4.16	4.46	5.16	5.47	6.18	6.33	6.48	7.03	7.18	7.33	7.48	8.04	8.19	8.34	8.49	9.04	9.19	9.34	9.49	10.04
D	Old Burleigh Rd near Fern St	4.19	4.49	5.19	5.50	6.22	6.37	6.52	7.07	7.22	7.37	7.53	8.09	8.24	8.39	8.54	9.09	9.24	9.39	9.54	10.09
C	Broadbeach Mall - Surf Pde	4.23	4.53	5.23	5.54	6.28	6.43	6.58	7.13	7.28	7.43	7.59	8.14	8.30	8.45	9.00	9.15	9.30	9.45	10.00	10.15
B	Pacific Fair, stop B	4.30	5.00	5.30	6.02	6.36	6.51	7.06	7.21	7.36	7.51	8.07	8.22	8.39	8.54	9.09	9.24	9.39	9.54	10.09	10.24
A	Broadbeach South Station 	4.33	5.03	5.33	6.05	6.39	6.54	7.09	7.24	7.39	7.54	8.10	8.25	8.42	8.57	9.12	9.27	9.42	9.57	10.12	10.27


### Saturday, Sunday & public holidays\* (cont...)

map ref	Route number	705	705	705	705	705	705	705	705	705	705	705	705	705	705	705	705	705	705	705	705
		am	am	am	am	am	am	am	pm	pm	pm	pm	pm	pm	pm	pm	pm	pm	pm	pm	pm
G	Sea World	10.07	10.22	10.37	10.52	11.07	11.22	11.37	11.52	12.07	12.22	12.37	12.52	1.07	1.22	1.37	1.52	2.07	2.22	2.37	2.52
F	Main Beach Tourist Park	10.10	10.25	10.40	10.55	11.10	11.25	11.40	11.55	12.10	12.25	12.40	12.55	1.10	1.25	1.40	1.55	2.10	2.25	2.40	2.55
E	Surfers Paradise, Beach Road	10.19	10.34	10.49	11.04	11.19	11.34	11.49	12.04	12.19	12.34	12.49	1.04	1.19	1.34	1.49	2.04	2.19	2.34	2.49	3.04
D	Old Burleigh Rd near Fern St	10.24	10.39	10.54	11.09	11.24	11.39	11.54	12.09	12.24	12.39	12.54	1.09	1.24	1.39	1.54	2.09	2.24	2.39	2.54	3.09
C	Broadbeach Mall - Surf Pde	10.30	10.45	11.00	11.15	11.30	11.45	12.00	12.15	12.30	12.45	1.00	1.15	1.30	1.45	2.00	2.15	2.30	2.45	3.00	3.15
B	Pacific Fair, stop B	10.39	10.54	11.09	11.24	11.39	11.54	12.09	12.24	12.39	12.54	1.09	1.24	1.39	1.54	2.09	2.24	2.39	2.54	3.09	3.24
A	Broadbeach South Station 	10.42	10.57	11.12	11.27	11.42	11.57	12.12	12.27	12.42	12.57	1.12	1.27	1.42	1.57	2.12	2.27	2.42	2.57	3.12	3.27

### Saturday, Sunday & public holidays\* (cont...)

map ref	Route number	705	705	705	705	705	705	705	705	705	705	705	705	705	705	705	705	705	705	705	705
		pm	pm	pm	pm	pm	pm	pm	pm	pm	pm	pm	pm	pm	pm	pm	pm	pm	pm	pm	pm
G	Sea World	3.07	3.22	3.37	3.52	4.07	4.22	4.37	4.52	5.07	5.22	5.37	5.52	6.07	6.22	6.37	6.52	7.07	7.22	7.37	7.52
F	Main Beach Tourist Park	3.10	3.25	3.40	3.55	4.10	4.25	4.40	4.55	5.10	5.25	5.40	5.55	6.10	6.25	6.39	6.54	7.09	7.24	7.40	7.54
E	Surfers Paradise, Beach Road	3.19	3.34	3.49	4.04	4.19	4.34	4.49	5.05	5.20	5.35	5.50	6.05	6.20	6.35	6.49	7.03	7.18	7.33	7.49	8.02
D	Old Burleigh Rd near Fern St	3.24	3.39	3.54	4.09	4.24	4.39	4.54	5.11	5.26	5.41	5.54	6.09	6.24	6.39	6.53	7.07	7.22	7.37	7.53	8.06
C	Broadbeach Mall - Surf Pde	3.30	3.45	4.00	4.15	4.30	4.45	5.00	5.17	5.32	5.47	6.00	6.15	6.30	6.45	7.00	7.12	7.27	7.42	7.58	8.11
B	Pacific Fair, stop B	3.39	3.54	4.09	4.24	4.39	4.54	5.09	5.26	5.41	5.56	6.08	6.23	6.38	6.53	7.08	7.20	7.35	7.50	8.05	8.18
A	Broadbeach South Station 	3.42	3.57	4.12	4.27	4.42	4.57	5.12	5.29	5.44	5.59	6.11	6.26	6.41	6.56	7.11	7.23	7.38	7.53	8.08	8.21

### Saturday, Sunday & public holidays\* (cont...)

map ref	Route number	705	705	705	705	705	705	705	705	705	705	705	705	
		pm	pm	pm	pm	pm	pm	pm	pm	pm	pm	pm	pm	
G	Sea World	8.07	8.22	8.37	8.52	9.07	9.22	9.37	9.52	10.07	10.22	10.37	10.52	11.07
F	Main Beach Tourist Park	8.09	8.24	8.39	8.54	9.09	9.24	9.39	9.54	10.09	10.24	10.39	10.54	11.09
E	Surfers Paradise, Beach Road	8.17	8.32	8.47	9.02	9.17	9.32	9.47	10.02	10.17	10.32	10.47	11.02	11.17
D	Old Burleigh Rd near Fern St	8.21	8.36	8.51	9.06	9.21	9.36	9.51	10.05	10.20	10.35	10.50	11.05	11.20
C	Broadbeach Mall - Surf Pde	8.26	8.41	8.56	9.11	9.26	9.41	9.56	10.10	10.25	10.40	10.55	11.10	11.25
B	Pacific Fair, stop B	8.33	8.48	9.03	9.18	9.33	9.48	10.03	10.17	10.32	10.47	11.02	11.17	11.32
A	Broadbeach South Station 	8.36	8.51	9.06	9.21	9.36	9.51	10.06	10.20	10.35	10.50	11.05	11.20	11.35

### Explanations

\* Public holidays – generally, a weekend timetable will operate on most gazetted public holidays. Please visit [translink.com.au](http://translink.com.au) or call 13 12 30 for confirmation of public holiday timetables.



### tram connections

Transfer to or from G:link line at Broadbeach South station. For real-time connecting tram services, please download the MyTranslink app, visit [translink.com.au](http://translink.com.au) or call 13 12 30.



## Key



- route 705
- timing points
- bus interchange
- tram line & station
- shops
- tourist attraction

Diagrammatic map - not to scale

## Route 705

Servicing  
 Broadbeach South station  
 Pacific Fair  
 Broadbeach  
 Surfers Paradise  
 Sea World/Main Beach

